







Thank you for helping our school drivers keep students safe!

- Parents and Caregivers, please stay back in your driveway
- Parents and Caregivers, if you meet your student at the bus stop, please wait on the side of the street where your child will be dropped off
- Students, please look both ways when exiting the bus
- Student, please walk to the end of cross arm or ten big steps staying on side of road safely
- Student, please look up at the bus driver and wait for a thumbs up
- Once school bus driver gives thumbs up, students please look both ways while crossing the road
- Always, always cross in front of the bus. Never walk behind
- Walk up into your driveway at least 10 big steps far away from the road
- Wait for the bus to pull away before retrieving your mail from the mailbox



Bus Safety Rules

- Sit facing forward at all times
- Speak quietly
- Keep aisles clear
- Keep head, arms, and feet in the bus
- At your stop, wait until the bus comes to a complete stop before getting up

Waiting for the bus

- Be there on time
- Stand back and wait for the door to open

Riding the bus

- Stay in your seat
- Keep yourself and your things inside the windows
- LISTEN to and OBEY the driver

What is the Danger Zone?

The Danger Zone is a radius of 10 feet around a school bus, and includes the areas where riders are in the most danger.

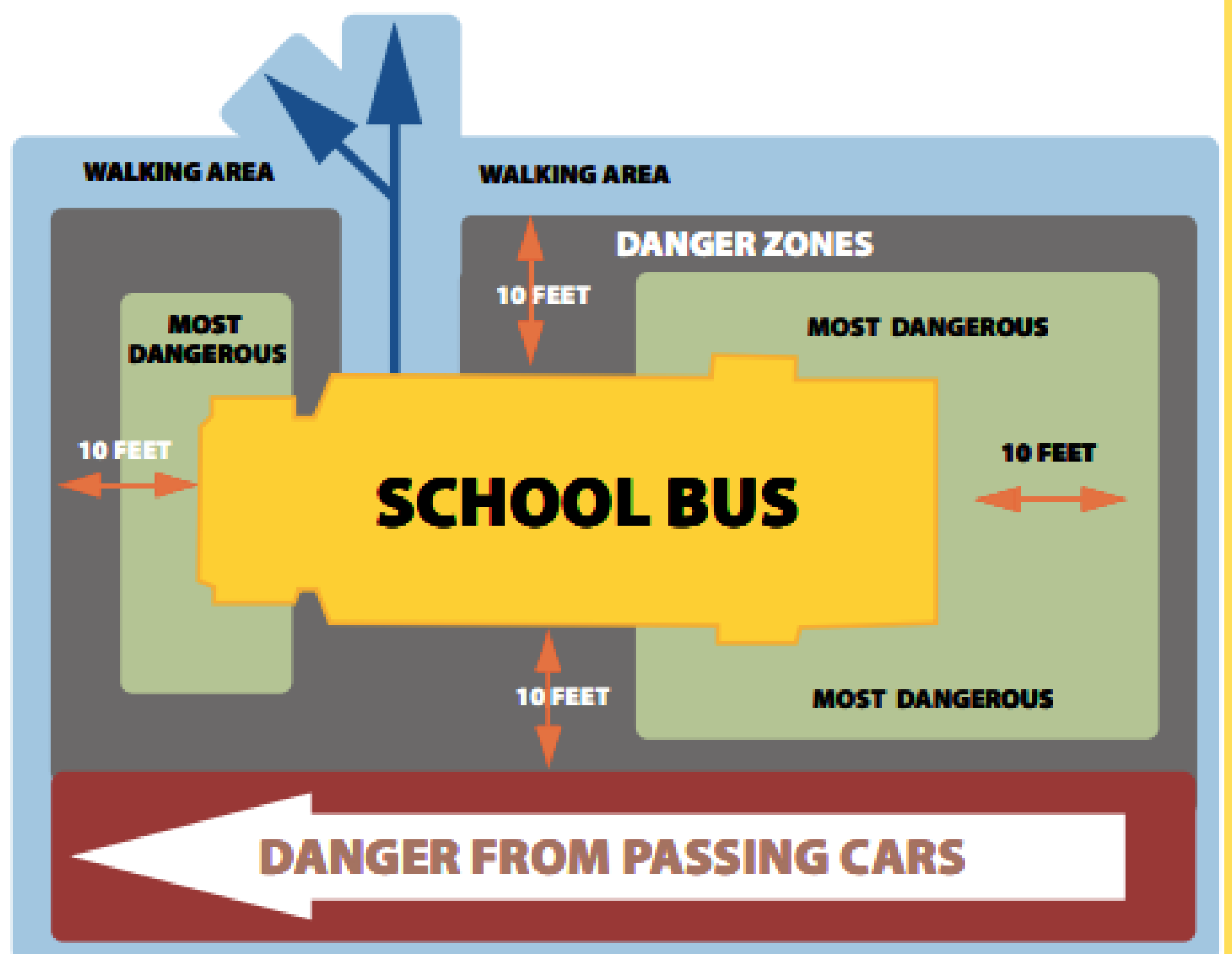


Image credit: Advanced Student Transportation, Inc. Stay out of the Danger Zone



Getting on the bus

- Be ready 5 minutes before bus arrives
- Wait 10 feet up in the driveway or 10 feet away from the road
- Do not move, even if the bus' red lights are on. Wait until the driver gives you the thumbs up
- After the bus driver gives a student the thumbs up, students should walk to the edge of road or driveway and look both ways before crossing
- If you drop something near the bus; LET THE DRIVER KNOW and wait for permission before retrieving it
- If you hear the school bus driver blow the horn STOP and look at the driver for directions.

Getting off the bus

- Get off carefully using the handrails
- Stand where your bus driver can see you
- Watch for the bus driver to signal you before crossing
- Wait until the bus driver tells you it's OK to pick up anything you may have dropped