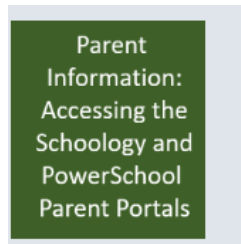


How to Use the PowerSchool Parent Portal

1. Go to powerschool.orcsd.org/public
2. The link can be found on the [Oyster River Middle School homepage](#) by clicking on this icon



Log into PowerSchool. If you have not used the PowerSchool Parent Portal, you will need to create an account. You must use the email that was used to register your child

A screenshot of the PowerSchool SIS "Student and Parent Sign In" page. The page has a blue header with the PowerSchool SIS logo. Below the header, there are two tabs: "Sign In" (selected) and "Create Account". There are two input fields: "Username" and "Password". Below the password field is a link that says "Forgot Username or Password?". At the bottom right of the form is a blue "Sign In" button. Below the form is a white box containing the text "Welcome, ORCSD Student and Parents!".



























Copyright © 2005-2023 PowerSchool Group LLC and/or its affiliates(s). All rights reserved.

You will be brought to a page that looks like this

Attendance By Class							
M	This Week				Course	Q1	Ab
	T	W	H	F			
					MS-Sci7 Email Lawrence, Andrea - Rm: 420	[i]	
					MS-SS7 Email Montgomery, David - Rm: 416	[i]	
					MS-Math7 Email Cahoon, Clayton - Rm: 419	[i]	
					MS-LA7 Email Geltz, Emily - Rm: 418	[i]	
					MS-Strings7 Email von Oeyen, Andrea - Rm: Café	[i]	
					MS-Art7 Email Marshall, Kim - Rm: 212	[i]	
-	-	-	-		MS-STEM7 Email Silverio, John - Rm: 120		
-	-	-	-		MS-Health7 Email Pirtle, Holly - Rm: 104		
					MS-French7 Email Pennelli, Michelle - Rm: 203	[i]	
					MS-PF7		

Click on the [i] symbol to see the individual assignment grades for each subject


Attendance By Class									
M	This Week				Course	Q1	Q2	Q3	Q4
	T	W	H	F					
					MS-Sci7 Email Lawrence, Andrea - Rm: 420	[i]	[i]	[i]	[i]
					MS-SS7 Email Montgomery, David - Rm: 416	[i]	[i]	[i]	[i]
					MS-Math7 Email Cahoon, Clayton - Rm: 419	[i]	[i]	[i]	[i]
					MS-LA7 Email Geltz, Emily - Rm: 418	[i]	[i]	[i]	[i]
					MS-Strings7 Email von Oeyen, Andrea - Rm: Café	[i]	[i]	[i]	[i]

<p>Click on  the symbol</p> <p>to see the standards grades that go along with the assignment</p>	<table border="1"> <thead> <tr> <th>Assignment</th> <th>Flags</th> <th>Score</th> </tr> </thead> <tbody> <tr> <td> DNA Diagram - Labeled and/or describe observable events.</td> <td> *</td> <td>--</td> </tr> <tr> <td> DNA Model Summative and/or describe observable events.</td> <td></td> <td>--</td> </tr> <tr> <td></td> <td></td> <td>3</td> </tr> <tr> <td></td> <td></td> <td>3</td> </tr> <tr> <td></td> <td></td> <td>3</td> </tr> <tr> <td colspan="3" style="text-align: center;">No Assignments Scored</td> </tr> </tbody> </table>	Assignment	Flags	Score	 DNA Diagram - Labeled and/or describe observable events.	 *	--	 DNA Model Summative and/or describe observable events.		--			3			3			3	No Assignments Scored					
Assignment	Flags	Score																							
 DNA Diagram - Labeled and/or describe observable events.	 *	--																							
 DNA Model Summative and/or describe observable events.		--																							
		3																							
		3																							
		3																							
No Assignments Scored																									
<p>This is the ORMS grade scale</p>	<p>4: Exemplary Understanding and Application of Standard/Competency Skills 3: Meets High Expectations of Standard/Competency Skills 2: Progressing Towards Standard/Competency Skills 1: Beginning to Develop Standard/Competency Skills</p>																								
<p>Formative vs. Summative Assessments</p> <p>Formative assessments are not used in calculating the overall grade for standards and competencies. This is why you will see the excluded  symbol under flags.</p>	<p>Formative assessments are used to evaluate student understanding and provide feedback. Information gathered through formative assessments can help students move forward in their learning and provide teachers with valuable information for instruction.</p> <p>Summative assessments Summative assessments are used to measure student mastery of the competencies. Summative assessments are aimed at the extent to which educational goals “have been attained over an entire course or program of study”. Summative assessments are usually cumulative and focus on transferable abilities, often cognitive in nature, which allow students to demonstrate mastery of concepts, skills, and knowledge embedded in competencies and standards.</p> <table border="1"> <thead> <tr> <th>Category</th> <th>Assignment</th> <th>Flags</th> <th>Score</th> </tr> </thead> <tbody> <tr> <td>Formative Assessment</td> <td> DNA Diagram - Labeled</td> <td> *</td> <td>--</td> </tr> <tr> <td>SCI.G7.C3.S1 - SCI.G7.C3.S1-Models-I can develop and/or use a model to predict and/or describe observable events.</td> <td></td> <td></td> <td>3</td> </tr> <tr> <td>Summative Assessment</td> <td> DNA Model Summative</td> <td></td> <td>--</td> </tr> <tr> <td>SCI.G7.C3.S1 - SCI.G7.C3.S1-Models-I can develop and/or use a model to predict and/or describe observable events.</td> <td></td> <td></td> <td>3</td> </tr> <tr> <td>MS.HOL.SCI.2 - MS.HOL.SCI.2-Responsible</td> <td></td> <td></td> <td>3</td> </tr> </tbody> </table>	Category	Assignment	Flags	Score	Formative Assessment	 DNA Diagram - Labeled	 *	--	SCI.G7.C3.S1 - SCI.G7.C3.S1-Models-I can develop and/or use a model to predict and/or describe observable events.			3	Summative Assessment	 DNA Model Summative		--	SCI.G7.C3.S1 - SCI.G7.C3.S1-Models-I can develop and/or use a model to predict and/or describe observable events.			3	MS.HOL.SCI.2 - MS.HOL.SCI.2-Responsible			3
Category	Assignment	Flags	Score																						
Formative Assessment	 DNA Diagram - Labeled	 *	--																						
SCI.G7.C3.S1 - SCI.G7.C3.S1-Models-I can develop and/or use a model to predict and/or describe observable events.			3																						
Summative Assessment	 DNA Model Summative		--																						
SCI.G7.C3.S1 - SCI.G7.C3.S1-Models-I can develop and/or use a model to predict and/or describe observable events.			3																						
MS.HOL.SCI.2 - MS.HOL.SCI.2-Responsible			3																						


If you would like to see assignment feedback in other subjects, just click on "Grades and Attendance."

Navigation


  Grades and Attendance


 Grade History

 Attendance History

 School Bulletin

 Class Registration

 My Schedule

 School Information

 Account Preferences

 Test Results

You will be brought back to this screen. Click on the [i] of the subject you would like to view

Attendance By Class							
s Week			Course	Q1	Q2	Q3	Q4
W	H	F					
			MS-Sci7 Email Lawrence, Andrea - Rm: 420	[i]	[i]	[i]	[i]
			MS-SS7 Email Montgomery, David - Rm: 416	[i]	[i]	[i]	[i]
			MS-Math7 Email Cahoon, Clayton - Rm: 419	[i]	[i]	[i]	[i]
			MS-LA7 Email Geltz, Emily - Rm: 418	[i]	[i]	[i]	[i]
			MS-Strings7 Email von Oeyen, Andrea - Rm: Café	[i]	[i]	[i]	[i]

To see the overall progress grade on each standard and competency, click on the standards grade tab

Standards Grades

Current Classes

▼ P1(A) MS-Sci7 - 22-23Lawrence, Andrea

Standards	Q1
SCI.G7.C3 Competency 3-Students will develop and use models	3
SCI.G7.C3.S1 SCI.G7.C3.S1-Models-I can develop and/or use a model to predict and/or describe observable events.	3
MS.HOL.SCI.2 MS.HOL.SCI.2-Responsible	3
MS.HOL.SCI.3 MS.HOL.SCI.3-Engaged	3
MS.HOL.SCI.4 MS.HOL.SCI.4-Growth Mindset	3

▼ P1(A) MS-SS7 - 22-23Montgomery, David

Standards	Q1
MS.HOL.SS.2 MS.HOL.SS.2 Responsible	3
MS.HOL.SS.3 MS.HOL.SS.3 Engaged	3