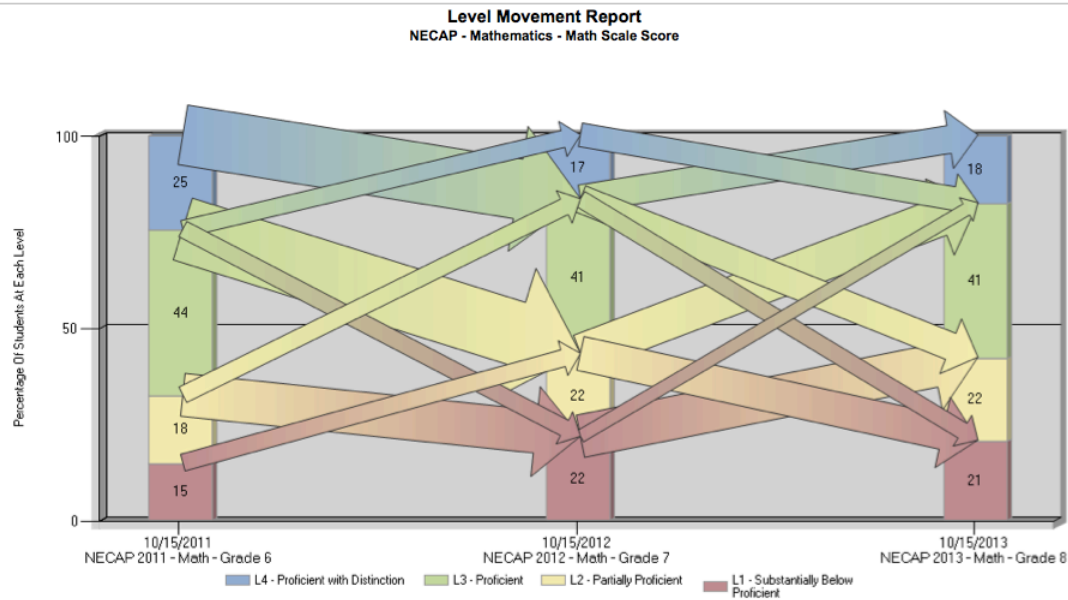


Creating a Level Movement Report in P+


What this report looks like:



First you will log into P+.

Next go under Reports → Performance Tracker → Level Movement

This example shows Math NECAP for grades 6-8. However, you can do Reading and whatever grades you want. Just remember that NECAP doesn't start until grade 3 and goes to grade 8. Also for grade 11, there are no NECAPS in the previous years for grade 9 or 10. You can also do this using NWEA or whatever assessment you want.

▼ Reports ▲ Filters ▲ Options	
▼	PerformanceTRACKER Proficiency and Standards Reports
	Proficiency Level - Pie Chart
	Standards Bar Chart
	Comparative Report - Standards
	Comparative Report - Proficiency Levels
	Assessment Scores
	Standards Testing Frequency
	Mass Print Student Assessment Detail (PDF)
	Cumulative Progress (PDF)
	Assessment Score Monitor
	"Any Two" Scatter Plot
	Student Group Breakdown
	Student Assessment Summary
✓	Level Movement 

Next you will go under **Filters** → **Assessments and Sections** and select

Grade 6 NECAP Math 2011

Grade 7 NECAP Math 2012

Grade 8 NECAP Math 2013

- Select the years to be from 2012-13 to 2010-11
- Select the subject to be Mathematics
- Select the grades to Eighth Grade to Sixth Grade
- Select the Series to be NECAP
- Click on Show Assessments
- Then select as outlined above

See the image below

Select Assessments

District:

Year: to

Subject:

Grade Range: to

Series:

Name:

Only show assessments with scores

<input checked="" type="checkbox"/>	NECAP 2011 - Math - Grade 7 Gr7	10/15/2011	7	Mathematics	✓	✓
<input type="checkbox"/>	NECAP 2011 - Math - Grade 8 Gr8	10/15/2011	8	Mathematics	✓	✓
<input type="checkbox"/>	NECAP 2012 - Math - Grade 6 Gr6	10/15/2012	6	Mathematics	✓	✓
<input type="checkbox"/>	NECAP 2012 - Math - Grade 7 Gr7	10/15/2012	7	Mathematics	✓	✓
<input checked="" type="checkbox"/>	NECAP 2012 - Math - Grade 8 Gr8	10/15/2012	8	Mathematics	✓	✓

Selected Assessments and Sections:

<input type="checkbox"/>	NECAP 2010 - Math - Grade 6	Gr6	10/15/2010	<input type="checkbox"/>
<input checked="" type="checkbox"/>	NECAP 2011 - Math - Grade 7	Gr7	10/15/2011	<input checked="" type="checkbox"/>
<input type="checkbox"/>	NECAP 2012 - Math - Grade 8	Gr8	10/15/2012	<input type="checkbox"/>

You can collapse the Assessments and Sections filter by clicking on the triangle at the top. See arrow above.

A new addition to P+ has been that by selecting the school building and years, we can make sure the students were in the building for the year(s) selected. This makes it a better cohort, but not entirely. If a student was in the school for a month, they will still be included. However, it does get us closer to a cohort.

To do this we go under Filters and select **School Buildings**. Put a check next to your building and then make sure the year(s) are correct below. For this example, we will select Year 2013-14 to 2012-13. This insures the students were in the building all years.

▼ ♦ **School Buildings**

Filter by District:

Filter by Building Type:

Default School Year:

<input type="checkbox"/>	Union Sanborn School
<input type="checkbox"/>	Winnisquam Regional - Private Schools
<input type="checkbox"/>	Winnisquam Regional High School
<input type="checkbox"/>	Winnisquam Regional High School CATE
<input checked="" type="checkbox"/>	Winnisquam Regional Middle School

Selected Buildings:

School	School Year
Winnisquam Regional Middle School	2013-14 <input type="text"/> to 2011-12 <input type="text"/>

Next you want only the students who took all 3 assessments. So, you go under **Filters → Student Demographics** and select from Cohorts that Students took ALL assessments.

▼ **Student Demographics**

Filter by Race:	Filter by Gender:
<input type="checkbox"/> White non-Hispanic	<input type="checkbox"/> Female
<input type="checkbox"/> Black non-Hispanic	<input type="checkbox"/> Male
<input type="checkbox"/> Latino/Hispanic	
<input type="checkbox"/> Asian or Pacific Islander	
<input type="checkbox"/> American Indian or Alaskan Native	
<input type="checkbox"/> Multiracial/Ethnic	
<input type="checkbox"/> Unspecified Race	

Filter by Student Grade:

Grade Range:

Additional Filters:

Cohorts: Include students who took of the selected assessments

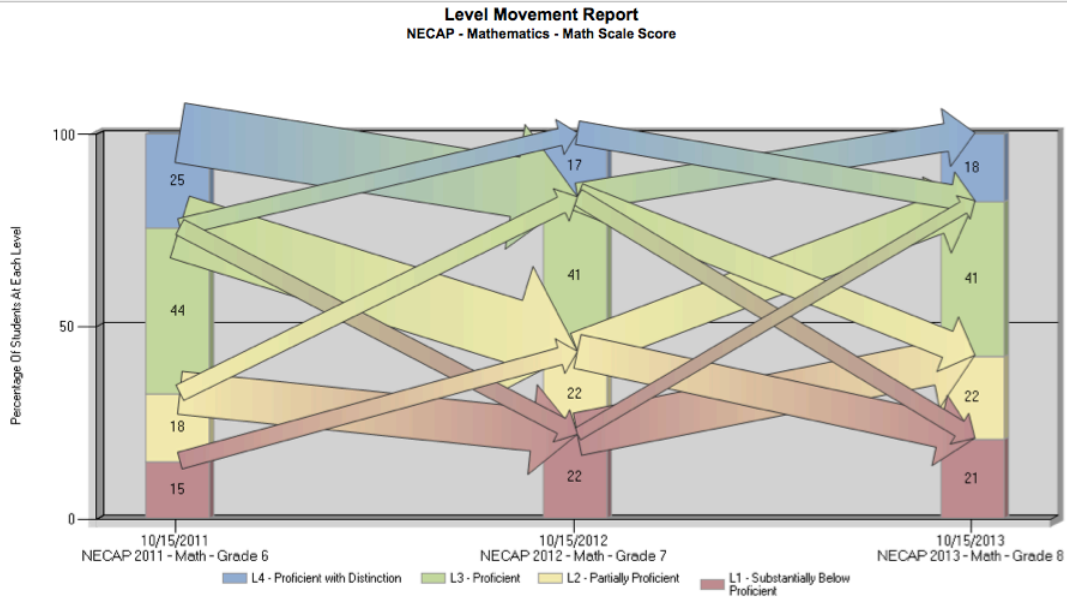
Entered District:

Include: Students who were in my district

Lastly, you want to **Run the Report**



Your report should look like this:



The arrows on the left show the growth from grade 6 to grade 7. The arrows from the middle to the right show the movement from grade 7 to grade 8. By hovering over any arrow you can see how many students went from one level to another.

If you click on an arrow it will bring up a list of those students. Below this graph, you will see the levels from each year and how students moved and the number of students in each movement.

Assessment		Date		From	To	Number Of Students
From: NECAP 2010 - Math - Grade 6 To: NECAP 2011 - Math - Grade 7		From: 10/15/2010 To: 10/15/2011		L1 - Substantially Below Proficient	L1 - Substantially Below Proficient	5
					L2 - Partially Proficient	3
				L2 - Partially Proficient	L1 - Substantially Below Proficient	1
					L2 - Partially Proficient	5
					L3 - Proficient	8
				L3 - Proficient	L1 - Substantially Below Proficient	1
					L2 - Partially Proficient	14
					L3 - Proficient	88
					L4 - Proficient with Distinction	17
				L4 - Proficient with Distinction	L3 - Proficient	31
					L4 - Proficient with Distinction	180
					Downward movement	47
					Upward movement	28
					Multi-level movement	1
	All students	353				
From: NECAP 2011 - Math - Grade 7 To: NECAP 2012 - Math - Grade 8		From: 10/15/2011 To: 10/15/2012		L1 - Substantially Below Proficient	L1 - Substantially Below Proficient	6
					L2 - Partially Proficient	1
				L2 - Partially Proficient	L1 - Substantially Below Proficient	7
					L2 - Partially Proficient	9
					L3 - Proficient	6
				L3 - Proficient	L1 - Substantially Below Proficient	1
					L2 - Partially Proficient	15
					L3 - Proficient	101
					L4 - Proficient with Distinction	10
				L4 - Proficient with Distinction	L2 - Partially Proficient	1
	L3 - Proficient	61				
	L4 - Proficient with Distinction	135				
	Downward movement	85				

You could also run these same assessments in a different report, like Assessment Scores, by just selecting that report under Reports → Performance Tracker → Assessment Scores and click Run Report. This would list all the students and how they did on each assessment.

NOTE: If you change a feature on a report, such as report type, and then run the report again in the same window, remember that you must do a **Save As Copy**, if you want to save the report with the new features and not replace the report you changed.

Assessments: NECAP 2010 - Math - Grade 6 (10/15/2010) • NECAP 2011 - Math - Grade 7 (10/15/2011) • NECAP 2012 - Math - Grade 8 (10/15/2012)

Cohort On: Students who took ALL of the selected assessments

Assessment Scores

Count: 353

		NECAP 2010 - Math - ...		NECAP 2011 - Math - ...		NECAP 2012 - Math - ...	
		Math Scale Score		Math Scale Score		Math Scale Score	
<input type="checkbox"/>	Student Name	Score	Level	Score	Level	Score	Level
<input type="checkbox"/>	Adams, Connor	666	L4 - Proficient with Distinction	765	L4 - Proficient with Distinction	861	L4 - Proficient with Distinction
<input type="checkbox"/>	Adams, Yifei	674	L4 - Proficient with Distinction	777	L4 - Proficient with Distinction	865	L4 - Proficient with Distinction
<input type="checkbox"/>	Adhikary, Clare	668	L4 - Proficient with Distinction	766	L4 - Proficient with Distinction	860	L4 - Proficient with Distinction
<input type="checkbox"/>	Adjutant, Georgia	647	L3 - Proficient	747	L3 - Proficient	844	L3 - Proficient
<input type="checkbox"/>	Amore, Julian	666	L4 - Proficient with Distinction	756	L4 - Proficient with Distinction	861	L4 - Proficient with Distinction
<input type="checkbox"/>	Anderson, Riley	656	L4 - Proficient with Distinction	754	L4 - Proficient with Distinction	849	L3 - Proficient
<input type="checkbox"/>	Andree, Samuel	671	L4 - Proficient with Distinction	762	L4 - Proficient with Distinction	859	L4 - Proficient with Distinction
<input type="checkbox"/>	Andrews, Nadine	637	L2 - Partially Proficient	739	L2 - Partially Proficient	836	L2 - Partially Proficient
<input type="checkbox"/>	Ardito Lebo, Taylor	658	L4 - Proficient with Distinction	751	L3 - Proficient	847	L3 - Proficient
<input type="checkbox"/>	Arsenault, Rachel	654	L4 - Proficient with Distinction	747	L3 - Proficient	847	L3 - Proficient
<input type="checkbox"/>	Aubin, Justin	671	L4 - Proficient with Distinction	765	L4 - Proficient with Distinction	858	L4 - Proficient with Distinction
<input type="checkbox"/>	Auger, Bridget	658	L4 - Proficient with Distinction	756	L4 - Proficient with Distinction	849	L3 - Proficient