

Oyster River Cooperative School District Parent Portal Users Guide 2015-2016

Parent Instructions to view Progress Reports

You will need to go to
<https://powerschool.orcsd.org/public/home.html>

1. Log in using your user name and password
2. Select Students name in the Blue bar.
3. Click on Grades and Attendance.

PowerSchool

Parent Sign In

Username

Password

[Having trouble signing in?](#)

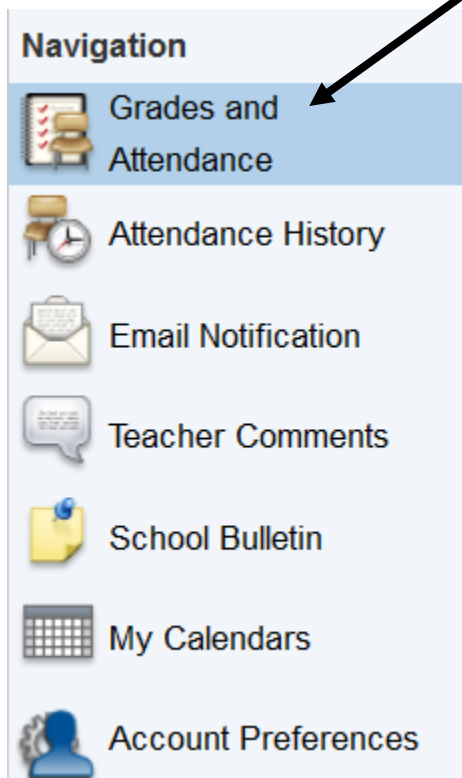
[Sign In](#)

Create an Account

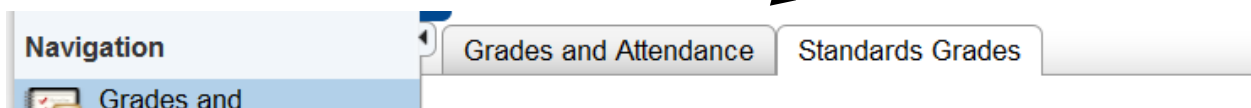
Create a parent account that allows you to view all of your students with one account. You can also manage your account preferences. [Learn more.](#)

[Create Account](#)

Copyright © 2005 - 2011 Pearson Education, Inc., or its affiliate(s). All rights reserved.



4. Click on Standards Grades.



Habits of Learning: C=Consistently, S=Sometimes, R=Rarely

Standards: 1=Beginning, 2=Developing, 3=Secure





Please click on the **BLUE** dot to see the teacher comments.

You will now see your students progress. Please note that you may click on the standard and it will give you the description.

If you see a blue dot then there is a teacher comment. Click on the BLUE dot to view it.

READING - FOUNDATIONAL SKILLS	--
Phonics and Word Recognition Apply grade-le	2
Distinguish their own point of view	2
Describe the logical connection between sentences and paragraphs	3
Compare points and key details from two texts on same topic	3
Production and Distribution of Writing Produce writ	1
Develop and strengthen writing as needed by planning, revising, and editing	1

If you would like a printable version please click on the Progress Reports icon on the left side.

-  School Bulletin
-  Account Preferences
-  Infosnap Pre-Registration 2015-16
-  Progress Reports

Then click on -Click here to view.

Clicking on the lin

[Click here to view](#)

Once the report opens you can print from your browser.

.....

What if you forget your login information?

On the login page, click on Having Trouble Logging In?

If you forgot your Password:

- Fill in your User Name & E-Mail Address
- Hit Enter

The system will send you a Security Token with instructions on how to re-set your Password to the E-Mail address listed.

The screenshot shows a 'Login' form with a light green header. Below the header are two input fields: 'User Name' and 'Password'. To the right of the 'Password' field is a blue link that says 'Having trouble logging in?'. At the bottom right of the form is a blue 'Submit' button. A black arrow points from the text 'On the login page, click on Having Trouble Logging In?' to the 'Having trouble logging in?' link.

It is important to note that the Security Token sent is only good for 30 minutes. If the Parent/Guardian fails to re-set the Password in that allotted time, you will need to repeat the process.

If you forgot your User Name:

- Click on the Forgot User Name tab
- Enter your E-Mail Address
- Hit Enter

The system will send you an E-Mail listing your User Name.

The screenshot shows a 'Recover Account Login Information' form with a light green header. Below the header is the text 'To recover your account login information, provide the information below.' There are two tabs: 'Forgot Password?' and 'Forgot User Name?'. The 'Forgot User Name?' tab is selected. Below the tabs are two input fields: 'User Name' and 'Email Address'. At the bottom right of the form is a blue 'Enter' button.